


OPERATIONS

Clean Technology Lasers: The New Tool in Surface Pre-Treatment for Superior Coating Adhesion

Laser systems remove corrosion, grease, residue and existing coatings from metal surfaces quickly.

By — [Del Williams](#)

Jan 24, 2023



Laser systems remove corrosion, grease, residue and existing coatings from metal surfaces quickly.

Source: Laser Photonics

Most manufacturers understand the value of pretreating metal surfaces of parts to remove corrosion, grease, residue, old coatings or to roughen the surface of metals prior to coating. By ensuring the items are cleaned down to bare metal, manufacturers can avoid costly warranty issues that result when coatings peel, flake, bubble or otherwise fail prematurely.

Advertisement

Unfortunately, the traditional techniques used for this purpose – such as sandblasting, dry ice blasting and chemical stripping – are messy and require expensive consumables, as well as substantial time for preparation and cleanup. These methods

Latest in Operations

SPONSORED

Today in Manufacturing Podcast

November 21, 2022



The Future of Manufacturing Technology in 2023

January 23, 2023



Manufacturing Advances Bring Material Back in Vogue

January 20, 2023



BRP Building New Boat Manufacturing Facility

January 20, 2023



are also drawing scrutiny from regulators like the EPA and OSHA since they can pose risks to the environment and applicators.

Today, a more effective alternative is utilizing industrial-grade, precision laser-based systems that can remove paint, contaminants, rust and residues with a high-energy laser beam that leaves the substrate unaffected. Preparation and cleanup time are minimal and the low-maintenance equipment can last decades.

According to Vincent Galiardi, owner of Galiardi Laser Clean, a surface cleaning operator based in St. Charles County, Missouri, many people are surprised to learn that clean technology lasers are the most cost-effective, efficient and safest method of industrial surface preparation.

“Many people are unfamiliar with the use of lasers to pretreat metal surfaces,” said Galiardi. “When I do a demonstration, at first the people in attendance are skeptical. But after I use the laser to treat a small area, everyone starts talking and getting excited. By the end, when I let them try the equipment, everyone is having a good time and saying how great the laser works.”

Advertisement

Given its effectiveness pretreating metal surfaces, industrial laser systems are increasingly being used in manufacturing facilities. The systems can be integrated into automated inline processing lines or technicians can use mobile handheld units. With significant advantages in safety and efficiency, laser cleaning is poised to disrupt the surface pre-treatment market across more sectors.

Resolving Conventional Cleaning Limitations

There are many applications in manufacturing that require pre-treatment of metal surfaces prior to coating. To improve coating adhesion, residue, oil or grease must be removed before coating application. In some cases, a manufacturer may seek to further enhance coating adhesion by roughening the surface.

When defective metal parts are produced, instead of discarding the product, manufacturers can strip the paint and re-coat the component.

To refurbish existing metal parts or recoat industrial infrastructure, removing the previous coating along with any corrosion is usually required to facilitate the new coating’s adhesion to the surface.

To pretreat metal surfaces, sandblasting, dry ice blasting or chemical stripping are traditionally used as industrial cleaning processes.

Advertisement

Sand Blasting

Abrasive sandblasting involves forcefully projecting a stream of abrasive particles onto a surface, usually with compressed air or steam. The silica sand used in abrasive blasting typically fractures into fine particles and becomes airborne, which can cause serious or fatal respiratory disease.

When workers inhale crystalline silica, the lung tissue reacts by developing fibrotic nodules and scarring around the trapped silica particles, causing a fibrotic lung condition called silicosis. Estimates indicate that more than 1 million U.S. workers are

at risk of developing silicosis and that more than 100,000 of these workers are employed as sandblasters.

In addition, particles are generated during abrasive blasting that further contribute to respiratory problems and other harmful health effects.

“When sand or any other media is used to knock off particles from a substrate, there is always a byproduct that has the potential to become airborne and inhaled,” said Galiardi. “Besides the sand, this could be the particles you’re removing – the coatings, plating, anodizing, corrosion and even lead paint.”

“Industry has needed a cleaner, safer surface pre-treatment solution for a very long time,” added Galiardi. “Sandblasting is inherently unsafe for operators. The silica glass used in sandblasting is toxic. An operator must wear a full HEPA suit when sandblasting to avoid breathing in particulates.”

Sandblasting also is time-consuming to clean up since the sand essentially scatters everywhere, even though it is usually considered a “fast” cleaning method.

Dry Ice Blasting

With dry ice blasting, dry ice pellets are used as the abrasive. The challenge is that dry ice blasting is often not abrasive enough to sufficiently remove paint or corrosion from the surface of metals. Since dry ice is an expensive consumable, the costs can escalate when cleaning metal surfaces in higher volumes.

Advertisement

Chemical Stripping

With chemical stripping, harsh, even toxic chemicals are used to strip metal-based objects of paint, rust and other contaminants to bare metal. However, for operators, exposure to corrosive acids and noxious chemical fumes is inherently dangerous. The process can also be time-consuming to prepare the proper chemical bath, achieve the required level of cleaning and dispose of the waste. In addition, disposing of toxic chemicals is costly and closely regulated by agencies like OSHA and the EPA.

Safe, Effective Laser Cleaning

Laser-based systems have significant advantages over these traditional methods, including ease of use in which an operator simply points and clicks a high-energy laser beam at the surface. The substrate is not affected by the laser and the systems do not create any mess or byproducts. The approach is eco-friendly, energy-efficient and completes the job in half the time of traditional methods when preparation and cleanup are considered.

“In our experience, laser cleaning is as fast at removing rust or old coatings as other methods, but without the same amount of cleanup,” said Galiardi. “When we treat a surface with lasers, any fumes or dislodged particulate is extracted into a HEPA filter and the job is done. There is no media [sand, dry ice, chemicals] to replenish or clean up.”

Galiardi Laser Clean uses laser systems made by Orlando, Florida-based Laser Photonics, a leading provider of patented industrial grade CleanTech® laser systems for cleaning and surface conditioning. The American-made systems function either as mobile standalone units or can be integrated into production lines.

Advertisement

The laser systems are available in portable and stationary models ranging from 50 to 3,000-watts (a 4,000-watt version is in development) with chamber sizes from 3' x 3' in size to 6' x 12'. The systems can also be installed in manufacturing lines in cabinets or operated by a robotic arm.

Galiardi said that laser pre-treatment of metal surfaces can be used to streamline various manufacturing processes. Corrosion, for example, can begin to accumulate within a very short time on new parts, depending on the material and environmental conditions and should be removed prior to coating.

For one major auto manufacturer, Galiardi Laser Clean was asked to remove rust from conveying system components used to transport cars through the manufacturing process. The components were corroded due to being left outside during a 6-month delay in the project. When it was time to install the items, the provider wanted to first treat the surfaces and return the components to a "like new" appearance.

In another example, Galiardi was asked to remove rust from over 400 transmissions in a couple of days. The laser systems are particularly effective when reaching into tight spaces that are hard to reach by hand. By masking the area to protect vulnerable parts, the laser can be applied without affecting the rest of the assembled product.

"No other parts [of the transmission] had to be removed and nothing had to be cleaned afterwards," he said.

Galiardi's company also utilized the laser system to remove cleaning oils from truck chassis. "We used the laser to remove the oil right before painting so it was a bare metal object going with nothing on it that would affect the coating," he said.

Advertisement

Industrial plants that need to recoat existing metal structures also need to remove rust before painting. According to Galiardi, he removed corrosion from a very large storage tank using the CleanTech laser system in about half the time of the alternative being considered, an abrasive disc grinder.

"Disc grinders basically just chip off [the rust] and it becomes airborne and makes a mess. Grinders can also be dangerous because sparks or debris can shoot off the wheel or catch an article of clothing," he said.

With clean laser technology, there is now an environmentally friendly alternative to abrasive blasting and chemical stripping for surface pretreatment. The approach is safer for operators and highly adaptable to a wide range of manufacturing and industrial applications.

"As people become more aware of laser-based systems and compare them to traditional methods, they need to factor in prep and cleanup time, which can significantly impact project cost. When the improved operator safety, equipment longevity and lower maintenance of laser systems are also considered, the clean laser technology has a much higher ROI," said Galiardi.

The longevity of low-maintenance laser systems further added to their value, increasing ROI and making replacement unnecessary for decades.


"CleanTech laser systems can last for 50,000 to 100,000 hours. That's many decades

working eight-hour days. After purchase, there’s virtually no maintenance necessary,” concluded Galiardi.

laserphotonics.com



Related Stories




OPERATIONS

The Future of Manufacturing Technology in 2023



OPERATIONS

ExxonMobil’s PPG Project Begins Operations in Baton Rouge



OPERATIONS

New Submerged HPUs Increase Reliability of Boat Lifts, Trailers



SPONSORED

Industrial Media Unboxing Video

Advertisement

More in Operations



SPONSORED

Security Breach Podcast



LABOR

CNH Industrial Workers Approve New

Advertisement